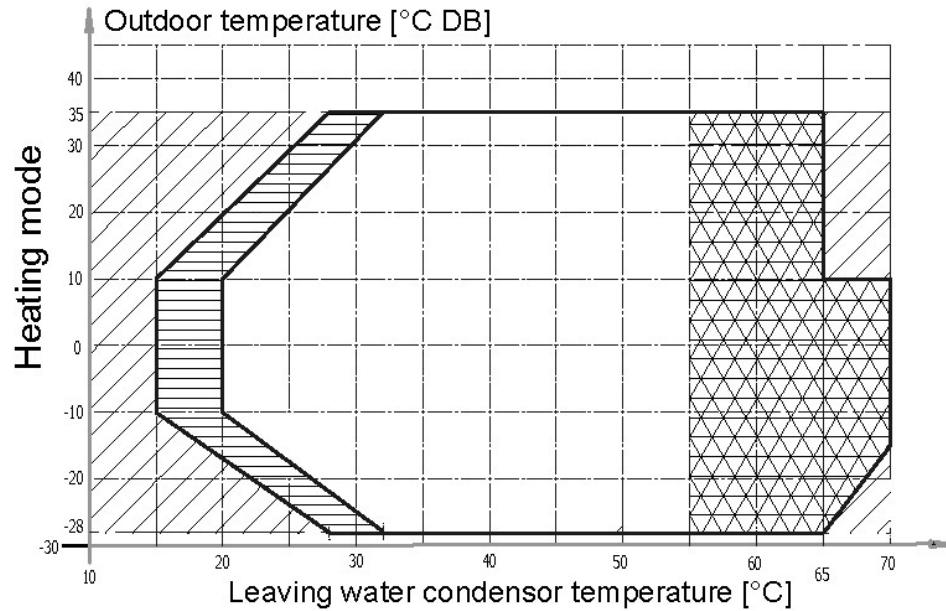
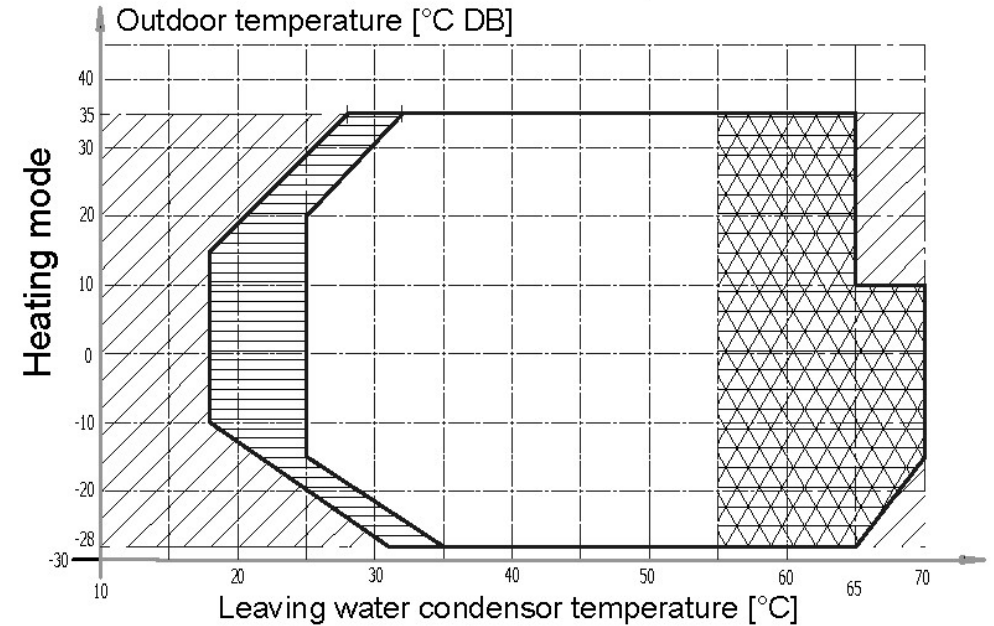


**ETV\*DA\*** + **ETS\*DA\***



**ETB\*DA\***



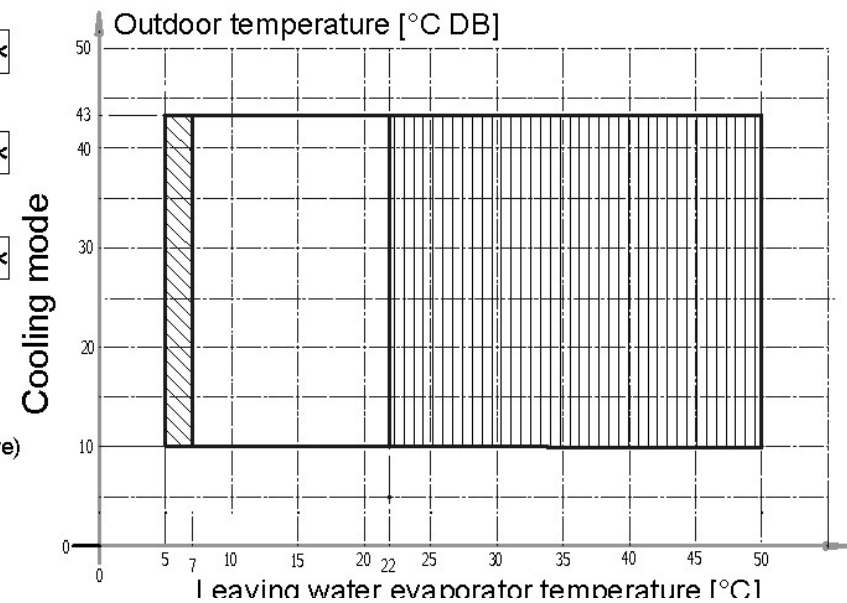
**ETV\*DA\***

+







**ETB\*DA\***

+

**ETS\*DA\***



**Legend**

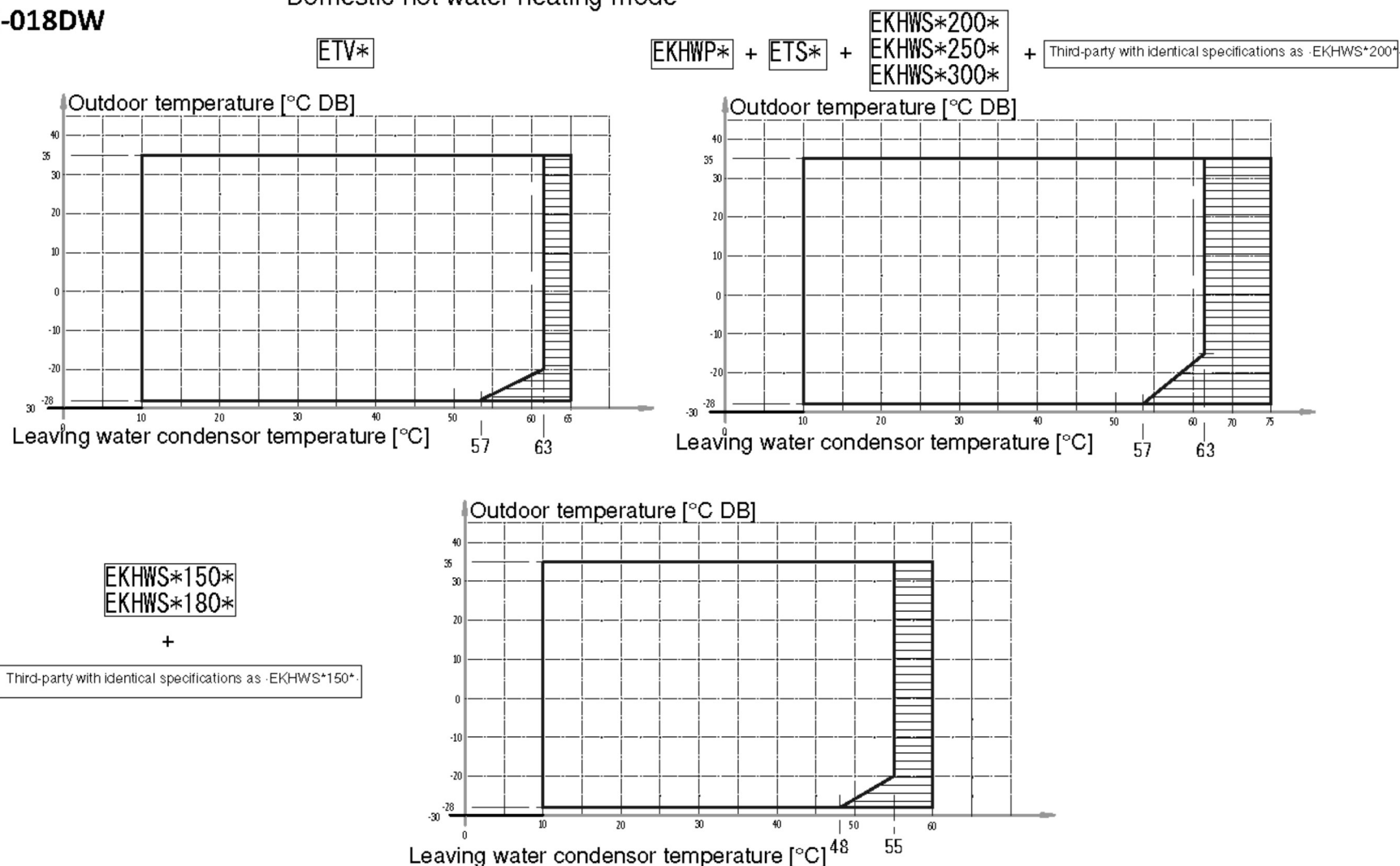
-  Backup heater only operation
-  No outdoor unit operation
-  Outdoor unit operation if setpoint  $\geq 20$
-  Pull-down area
-  Outdoor unit operation if setpoint  $> 55^{\circ}\text{C}$  and  $\Delta T = 10^{\circ}\text{C}$  ( $\Delta T = \text{outlet temperature} - \text{inlet temperature}$ )
-  In case valve kit 'AFVALVE1' is part of the system, then the minimum setpoint is  $-7^{\circ}\text{C}$ .

**Remark**

In restricted power supply mode, the outdoor unit, booster heater and backup heater can only operate separately.

**EPRA014-018DV**  
**EPRA014-018DW**

Domestic hot water heating mode



**Legend**

☐ Backup heater only operation (or booster heater, if part of the system)

**Remark**

1. In restricted power supply mode (-EKHW\* only), the outdoor unit, booster heater and backup heater can only operate separately.
2. Third-party with identical specifications as -EHKWS\*150\*.  
Coil surface > 1.05-m<sup>2</sup>  
Tank thermistor: top part of heat pump coil. Small overlap.
3. Third-party with identical specifications as -EKHWS\*200\*.  
Coil surface > 1.8-m<sup>2</sup>

